



ISSN 0973-3450

(Print)

JUC Vol. 13(6), 151-158 (2017). Periodicity 2-Monthly

(Online)



ISSN 2319-8036

9 772319 803009



Estd. 2005

JOURNAL OF ULTRA CHEMISTRY

An International Open Free Access Peer Reviewed Research Journal of Chemical Sciences and Chemical Engineering

website:- www.journalofchemistry.org

Acidic Permanganatic Oxidation of Benzocaine: a Kinetic Study

NARAYAN V. LAWALE¹, MOHAMMAD MOHSIN², BHAGWANSINGH DOBHAL³
and RAJENDRA PARDESHI^{*4}

¹Moreswar Arts, Commerce and Science College, Bhokardan Dist Jalna (MS) (India)

²Dr. Rafiq Zakaria College for Women, Aurangabad (MS) (India)

³Badrinarayan Barwale College, Jalna (MS) (India)

⁴Sant Ramdas Mahavidyalaya, Ghansawangi, Dist Jalna (MS) (India)

Corresponding Author E-mail: drkpardehi@gmail.com

<http://dx.doi.org/10.22147/juc/130604>

Acceptance Date 23rd September, 2017,

Online Publication Date 2nd November, 2017

Abstract

Permanganatic oxidation of Benzocaine has been studied at different temperatures using spectrophotometer under acidic conditions. The effect of variation of substrate Benzocaine (BZC), oxidant (KMnO₄) and acid H₂SO₄ was studied under pseudo first order reaction conditions. The effect of different salts and solvents on oxidation of BZC was also studied. The reaction was found to be first order with respect to oxidant, substrate and acid H₂SO₄.

Key words: Benzocaine (BZC), KMnO₄, permanganatic oxidation, acidic media.

Introduction

Benzocaine is a local anesthetic drug and commonly used as topical pain relive. It is also used in cough drops. BZC is used for painless killing of animals and aquatic species during scientific experimentation¹ or it is used for anesthetizing fishes². Local anesthesia is used to prevent nociception (the transmission of noxious stimuli) either as a sole agent in conscious organisms, or more usually during

sedation or general anesthesia.³ It is widely used in intensive aquaculture systems to control stress during handling and confinement operations⁴ sometimes BZC is also present in cocaine as adulterant^{5,6} BZC is a oxidizing agent. It convert heame iron from ferrous (Fe²⁺) into ferric (Fe³⁺), which forms methemoglobin. The new compound, methamoglobin, cannot bind oxygen and hence mortality level increases.⁷ There are various reports for the oxidation of drugs and

organic compounds using permanganate⁸⁻¹². Therefore we decided to investigate oxidation kinetics of Benzocaine in acidic media.

Experimental

For the present study distilled water was prepared in the laboratory using all quick fit glass assembly distillation units. A pinch of KOH and KMnO₄ was added during distillation, the pH of the distilled water was monitored. All solutions were prepared in double distilled water. A stock solution 0.01M KMnO₄ was prepared and standardized using oxalate solution. A thermostat of locally assembled Dinesh make was used to Benzocaine. BZC was purchased from local Chemical traders. All kinetic runs were carried out in thermostat by changing the reaction vessel and the conditions such as variation in oxidant, variation in substrate, variation in H₂SO₄ effect of temperature, effect of salt and effect of solvent were studied. All kinetic runs were monitored using spectrophotometer (ELICO SL 210) at 525 nm.

Result and Discussion

1. Effect of variation of Substrate (BZC) :

To find out effect of substrate variation, the concentration of BZC was varied from 1×10^{-3} to 9×10^{-3} M, keeping constant concentration of [KMnO₄] = 1×10^{-3} M, [H₂SO₄] = 1 M. As the reaction has been studied under pseudo first order condition pseudo first order rate constants were calculated.

Table 1: Psuedo first order rate constant at = 25⁰C ± 0.5⁰C keeping variation in substrate (BZC)

[BZC]	[KMnO ₄]	[H ₂ SO ₄]	k
1×10^{-3}	1×10^{-3}	1M	2.11×10^{-2}
2×10^{-3}	1×10^{-3}	1M	1.87×10^{-2}
3×10^{-3}	1×10^{-3}	1M	1.98×10^{-2}
4×10^{-3}	1×10^{-3}	1M	2.18×10^{-2}
5×10^{-3}	1×10^{-3}	1M	2.16×10^{-2}
6×10^{-3}	1×10^{-3}	1M	2.30×10^{-2}
7×10^{-3}	1×10^{-3}	1M	2.66×10^{-2}
8×10^{-3}	1×10^{-3}	1M	4×10^{-2}
9×10^{-3}	1×10^{-3}	1M	4.62×10^{-2}

The following equation was used for the calculation of first order rate constants.

$$k = \frac{2.303}{t} \log \frac{(OD)_{\infty} - (OD)_0}{(OD)_{\infty} - (OD)_t}$$

Where k is rate constant, t is time, O.D. –Optical Density

The rate constants are represented in the tabular form (table 1). At low concentration of BZC (below 5×10^{-3} M], the rate constants seems to be constant with slight positive or negative deviations, but above the concentration of 5×10^{-3} M, the rate constant increases. This indicate that strong concentration oxidant is required for the oxidation of BZC.

2. Effect of variation of oxidant :

In the another set of experiments, oxidant was varied in the range of 1×10^{-3} M to 9×10^{-3} M. The concentration of substrate [BZC] was selected at 1×10^{-3} M and concentration of H₂SO₄ 1M and temperature was kept constant 25⁰C ± 0.5⁰C in thermostat. It is clear seen that initially pseudo first order rate increases with increasing the concentration of KMnO₄ but at higher concentration of oxidant the rate decreases (Table 2). Hence the rate of reaction under pseudo first order rate of reaction depends on the concentration of oxidant.

Table 2: Psuedo first order rate constant at = 25⁰C ± 0.5⁰C keeping variation in oxidant (KMnO₄).

[BZC]	[KMnO ₄]	[H ₂ SO ₄]	k
1×10^{-3}	1×10^{-3}	1M	2.10×10^{-2}
1×10^{-3}	2×10^{-3}	1M	2.84×10^{-2}
1×10^{-3}	3×10^{-3}	1M	3.02×10^{-2}
1×10^{-3}	4×10^{-3}	1M	3.85×10^{-2}
1×10^{-3}	5×10^{-3}	1M	4.9×10^{-2}
1×10^{-3}	6×10^{-3}	1M	5.34×10^{-2}
1×10^{-3}	7×10^{-3}	1M	5.86×10^{-2}
1×10^{-3}	8×10^{-3}	1M	4.36×10^{-2}
1×10^{-3}	9×10^{-3}	1M	4.85×10^{-2}

3. Effect of variation of H_2SO_4 concentration:

To study the effect of variation of concentration of sulphuric acid H_2SO_4 , in the experimental sets the concentration of H_2SO_4 was varied in the range of 1×10^{-1} to 9×10^{-1} M, keeping constant concentration i.e. $[BZC] = 1 \times 10^{-3}$ and $[KMnO_4] = 8 \times 10^{-3}$ M, at the $25^\circ C \pm 0.5^\circ C$ constant temperature. (Table 3) As the reaction has been studied under pseudo first order condition for varying $[H_2SO_4]$ was made and pseudo first order rate constants were calculated. It is clear from that pseudo first order rate constants increases with increases in concentration of H_2SO_4 confirming the first order dependence with respect to acid. Hence the reaction under pseudo order rate depends on the concentration of acid. We plot initial rate with conc. of H_2SO_4 . The trend line is linear with negative slope. (Fig.4.4.3)

Table 3: Psuedo first order rate constant at $25^\circ C \pm 0.5^\circ C$ keeping variation in H_2SO_4 :

[BZC]	[KMnO ₄]	[H ₂ SO ₄]	k
1×10^{-3}	8×10^{-3}	1×10^{-1}	2.76×10^{-2}
1×10^{-3}	8×10^{-3}	2×10^{-1}	2.89×10^{-2}
1×10^{-3}	8×10^{-3}	3×10^{-1}	2.67×10^{-2}
1×10^{-3}	8×10^{-3}	4×10^{-1}	4.11×10^{-2}
1×10^{-3}	8×10^{-3}	5×10^{-1}	4.59×10^{-2}
1×10^{-3}	8×10^{-3}	6×10^{-1}	4.6×10^{-2}
1×10^{-3}	8×10^{-3}	7×10^{-1}	5.02×10^{-2}
1×10^{-3}	8×10^{-3}	8×10^{-1}	4.71×10^{-2}
1×10^{-3}	8×10^{-3}	9×10^{-1}	4.28×10^{-2}

4. Effect of variation of temperature:

The effect of temperature was studied keeping constant concentration of all reactants such as $[KMnO_4] = 8 \times 10^{-3}$ M, $[BZC] = 1 \times 10^{-3}$ M and $[H_2SO_4] = 9 \times 10^{-3}$. The temperature variation was done in the range of $25^\circ C$ to $50^\circ C$. (Table. 4) The energy of activation was calculated by plotting graph between $\log k$ versus $1/T$, a straight line was obtained. (Table. 5) The temperature dependence of rate constant can be given as;

$$k = \frac{k_B}{T} e^{\frac{\Delta E_a^\#}{RT}} e^{\frac{\Delta S^\#}{R}}$$

In the above equation T is Temperature in Kelvin
 ΔS is change in Entropy, ΔH is change in Enthalpy & ΔG Gibb's free energy change

The modest enthalpy of activation and higher rate constant of slow step indicate that the oxidation presumably occurs by an inner sphere mechanism. The free energy change (ΔG), enthalpy changes (ΔH) and entropy change (ΔS) was determined.

Table 4: Psuedo first order rate constant at different temperatures:

Temp.	[BZC]	[KMnO ₄]	[H ₂ SO ₄]	k
$25^\circ C$	1×10^{-3}	8×10^{-3}	9×10^{-1}	5.07×10^{-2}
$30^\circ C$	1×10^{-3}	8×10^{-3}	9×10^{-1}	5.23×10^{-2}
$35^\circ C$	1×10^{-3}	8×10^{-3}	9×10^{-1}	4.12×10^{-2}
$40^\circ C$	1×10^{-3}	8×10^{-3}	9×10^{-1}	7.17×10^{-2}
$45^\circ C$	1×10^{-3}	8×10^{-3}	9×10^{-1}	6.8×10^{-2}
$50^\circ C$	1×10^{-3}	8×10^{-3}	9×10^{-1}	6.47×10^{-2}

The energy of activation was calculated to be -11672.09 J/mole. This activation energy was used to calculate the enthalpy of activation (ΔH) using equation

$$\Delta H = \Delta E - RT$$

The value of (ΔH) decreases with increase with increase temperature. The average (ΔH) was found -14253.59 J/mole. with a range -14149.66 to -14357.51 J/mole. Then from this, we calculated entropy of activation

Table 5: Thermodynamic parameter of the kinetic oxidation process:

T	k	$\Delta H^\#$ (J mole ⁻¹)	$\Delta S^\#$ (J mole ⁻¹)	$\Delta G^\#$ (J mole ⁻¹)
298	0.0507	-14149.66	-137.74	26899.17
303	0.0523	-14191.23	-137.41	27445.51
308	0.0412	-14232.80	-138.06	28290.87
313	0.0717	-14274.37	-135.85	28249.37
318	0.068	-14315.94	-135.85	28885.15
323	0.0647	-14357.51	-135.84	29519.36

There was no regular trend of entropy change, it varies from the range of -137.74 to -135.84 J/mole. The average entropy of activation was found to be -136.79 J/mole which is negative and indicates that the

transition state is highly organized due to loss of number of degrees of freedom. The average free energy (ΔG) was then calculated using (ΔH) and (ΔS) as per the equation,

$$\Delta G = \Delta H - T\Delta S$$

It was observed that (ΔG) increases with increase in temperature. The average (ΔG) was found to be 28214.91 J/mol and it changes in the range of 26899.17 J/mole to 29519.36 J/mole (Fig.4.4.5) A plot of (ΔH) verses (ΔS) is linear which is followed by this equation.

$$(\Delta H) = \beta \Delta S$$

Where β is called isokinetic temperature, for BZC it was

= 104.20k.

5. Effect of variation of solvent concentration:

The reaction was monitored in four different solvents, namely 1,4 dioxane, acetic acid, DMF acetone. The rate constants for acetone was found to be less compared to other solvent. In acetone rate constant decreases with increase in percentage of solvent. In DMF rate constant increases with increases in percentage of solvent. For acetic acid also rate constant decreases, but no regular trend was observed for 1,4 dioxane. (Table. 6).

Table 6: Psuedo first order rate constant at = 25°C \pm 0.5°C keeping variation in solvent concentration:
[BZC] = 1 X 10⁻³; [KMnO₄] = 8 X 10⁻³; [H₂SO₄] = 9 X 10⁻³; [Temp.] = 25°C \pm 0.5°C

Percentage of Solvent	Rate constant (sec ⁻¹)			
	1,4 dioxane	Acetic Acid	DMF	Acetone
10 %	6.68 x 10 ⁻¹	2.33 x 10 ⁻²	6.47 x 10 ⁻²	2.4 x 10 ⁻²
20 %	9.89 x 10 ⁻¹	2.72 x 10 ⁻²	6.61 x 10 ⁻²	2.12 x 10 ⁻²
30 %	9.29 x 10 ⁻²	2.74 x 10 ⁻²	6.42 x 10 ⁻²	2.22 x 10 ⁻²
40 %	11.29 x 10 ⁻²	2.67 x 10 ⁻²	6.79 x 10 ⁻²	2.33 x 10 ⁻²
50 %	3.5 x 10 ⁻²	2.9 x 10 ⁻²	5.58 x 10 ⁻²	2.23 x 10 ⁻²
60 %	3.31 x 10 ⁻²	3.25 x 10 ⁻²	6.15 x 10 ⁻²	2.09 x 10 ⁻²

6. Effect of variation of salts:

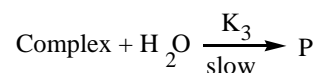
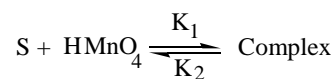
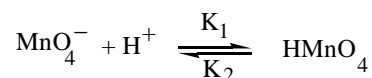
To study the effect of variation of salts, the concentration of salts was varied from 1 x 10⁻² to 9 x 10⁻² M, keeping constant concentration of reactants such as [KMnO₄] = 8 x 10⁻³ M; [BZC] = 1 x 10⁻³ M; [H₂SO₄] = 9 X 10⁻³; (Table.4.1) From the obtained results, it is clear that pseudo first order rate constant

k_{obs} decreases with the increase in concentration of salts. A plot of log k_{obs} vs $\sqrt{\mu}$, according to extended Bronsted -Debye-Huckel equation was found to be linear with positive slopes (NaCl, CaCl₂, AlCl₃, Na₂SO₄, Na₃PO₄ and MnSO₄) indicating positive salt effect. (Fig.5 a to b)

Table 4.1: Psuedo first order rate constant at = 25°C \pm 0.5°C keeping variation in salts:
[BZC] = 1 X 10⁻³; [KMnO₄] = 8 X 10⁻³; [H₂SO₄] = 9 X 10⁻³; [Temp.] = 25°C \pm 0.5°C

Conc. Of Salt	Rate Const.(sec ⁻¹)					
	NaCl	CaCl ₂	AlCl ₃	Na ₂ SO ₄	Na ₃ PO ₄	MnSO ₄
1 x 10 ⁻²	2.55 x 10 ⁻²	2.24 x 10 ⁻²	2.42 x 10 ⁻²	3 x 10 ⁻²	2.91 x 10 ⁻²	5.46 x 10 ⁻²
2 x 10 ⁻²	2.48 x 10 ⁻²	2.31 x 10 ⁻²	2.41 x 10 ⁻²	2.95 x 10 ⁻²	2.71 x 10 ⁻²	5.46 x 10 ⁻²
3 x 10 ⁻²	2.48 x 10 ⁻²	2.27 x 10 ⁻²	2.7 x 10 ⁻²	2.89 x 10 ⁻²	2.66 x 10 ⁻²	7.88 x 10 ⁻²
4 x 10 ⁻²	2.36 x 10 ⁻²	2.38 x 10 ⁻²	2.56 x 10 ⁻²	2.74 x 10 ⁻²	2.6 x 10 ⁻²	7.56 x 10 ⁻²
5 x 10 ⁻²	2.47 x 10 ⁻²	2.58 x 10 ⁻²	2.57 x 10 ⁻²	2.89 x 10 ⁻²	2.71 x 10 ⁻²	7.98 x 10 ⁻²
6 x 10 ⁻²	2.43 x 10 ⁻²	2.23 x 10 ⁻²	2.63 x 10 ⁻²	2.82 x 10 ⁻²	2.86 x 10 ⁻²	7.43 x 10 ⁻²
7 x 10 ⁻²	2.44 x 10 ⁻²	2.23 x 10 ⁻²	2.43 x 10 ⁻²	2.78 x 10 ⁻²	2.79 x 10 ⁻²	5.23 x 10 ⁻²
8 x 10 ⁻²	2.31 x 10 ⁻²	2.44 x 10 ⁻²	2.52 x 10 ⁻²	3.03 x 10 ⁻²	2.94 x 10 ⁻²	4.67 x 10 ⁻²
9 x 10 ⁻²	2.2 x 10 ⁻²	2.32 x 10 ⁻²	2.39 x 10 ⁻²	3.77 x 10 ⁻²	2.78 x 10 ⁻²	5.59 x 10 ⁻²

The probable mechanism can be given as;



Considering above mechanism, the rate expression can be derived as follows;

Rate of reaction depends on complex formation;

$$\text{Rate} = \text{K}_3 [\text{Complex}]$$

$$\text{K}_1 [\text{MnO}_4^-] [\text{H}^+] - \text{K}_{-1} [\text{HMnO}_4] - \text{K}_2 [\text{S}] [\text{HMnO}_4] = 0$$

$$\text{K}_1 [\text{MnO}_4^-] [\text{H}^+] = (\text{K}_{-1} + \text{K}_2 [\text{S}]) [\text{HMnO}_4]$$

$$[\text{HMnO}_4] = \frac{\text{K}_1 [\text{MnO}_4^-] [\text{H}^+]}{\text{K}_{-1} + \text{K}_2 [\text{S}]}$$

$$\text{K}_2 [\text{HMnO}_4] [\text{S}] - \text{K}_2 [\text{Complex}] - \text{K}_3 [\text{Complex}] = 0$$

$$\text{K}_2 [\text{HMnO}_4] [\text{S}] = (\text{K}_{-2} + \text{K}_3) [\text{Complex}]$$

$$\therefore [\text{Complex}] = \frac{\text{K}_2 [\text{HMnO}_4] [\text{S}]}{\text{K}_{-2} + \text{K}_3}$$

$$= \frac{\text{K}_2 [\text{S}] \text{K}_1 [\text{MnO}_4^-] [\text{H}^+]}{(\text{K}_{-2} + \text{K}_3)(\text{K}_{-1} + \text{K}_2 [\text{S}])}$$

$$\text{Rate} = \frac{\text{K}_1 \text{K}_2 \text{K}_3 [\text{MnO}_4^-] [\text{H}^+] [\text{S}]}{(\text{K}_{-2} + \text{K}_3)(\text{K}_{-1} + \text{K}_2 [\text{S}])}$$

$$= \frac{\text{K}^1 [\text{MnO}_4^-] [\text{H}^+] [\text{S}]}{\text{K}_{-1} + \text{K}_2 [\text{S}]}$$

$$\text{of } \text{K}_{-1} \gg \text{K}_2 [\text{S}]$$

$$= \frac{\text{K}^1 [\text{MnO}_4^-] [\text{H}^+] [\text{S}]}{\text{K}_{-1}}$$

$$\text{of } \text{K}_{-1} \gg \text{K}_2 [\text{S}]$$

$$\text{Rate} = \frac{\text{K}^1 [\text{MnO}_4^-] [\text{H}^+] [\text{S}]}{\text{K}_2 [\text{S}]}$$

$$= \frac{\text{K}_1}{\text{K}_2} [\text{MnO}_4^-] [\text{H}^+]$$

Hence it is observed that the reaction is first order with respect to (H^+) and oxidant but shows variation with respect to substrate.

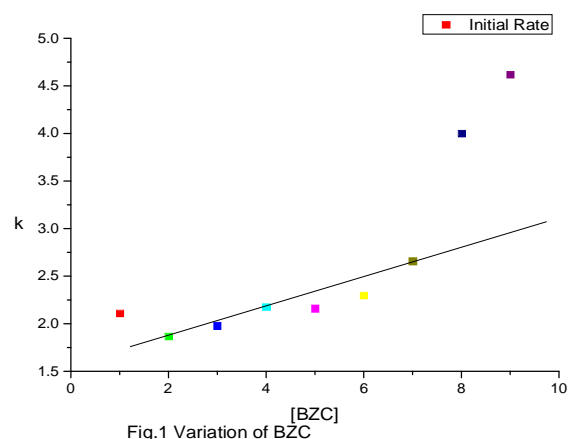


Fig.1 Variation of BZC

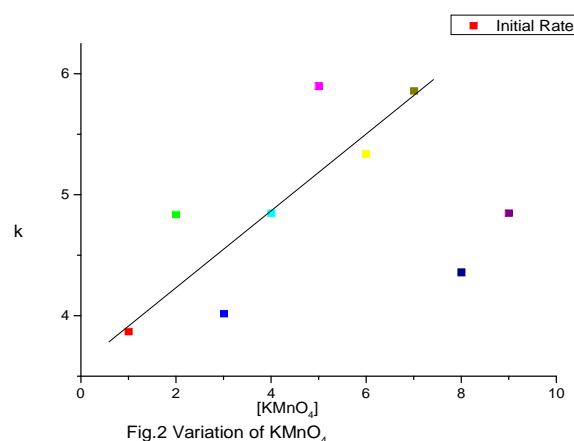


Fig.2 Variation of KMnO_4

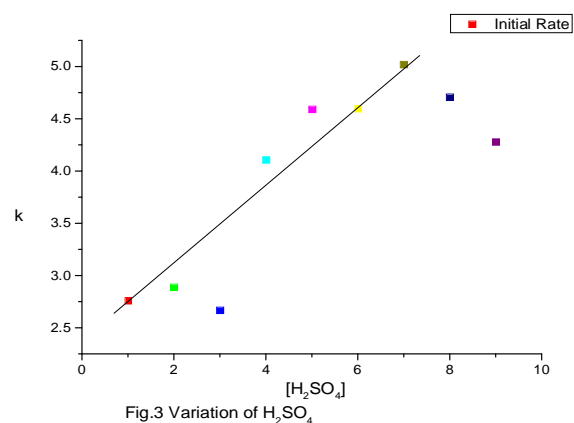


Fig.3 Variation of H_2SO_4

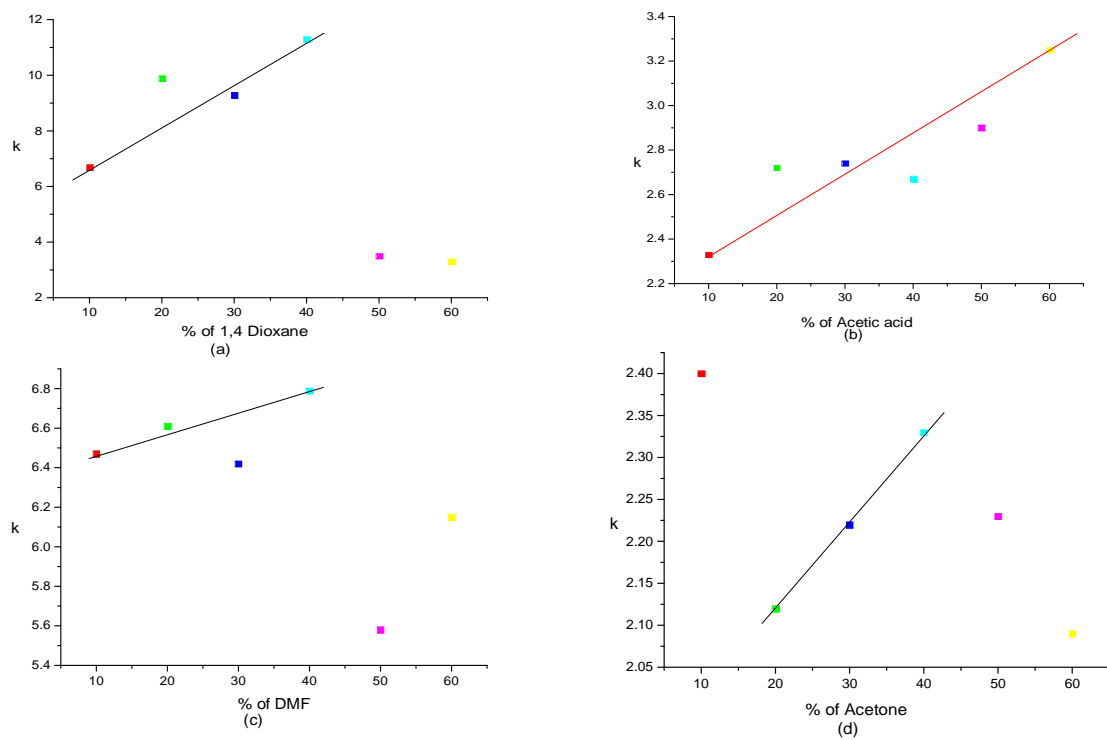
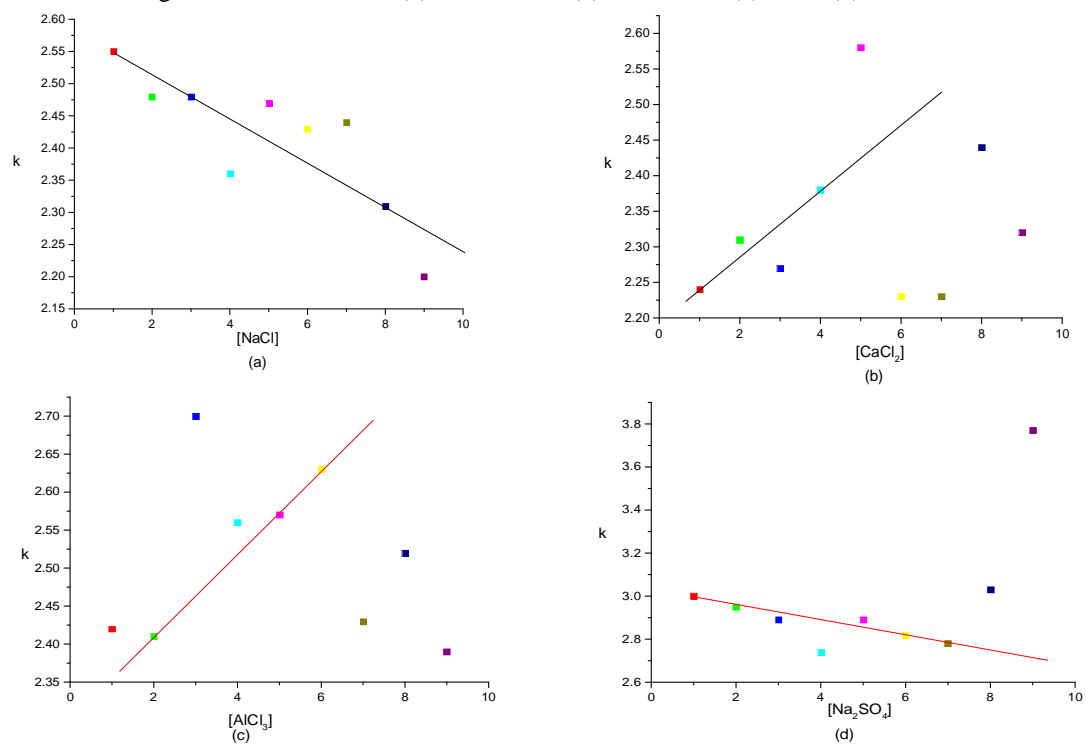


Fig 1 : Effect of solvents (a) 1,4 Dioxane (b) Acetic acid (c) DMF (d) Acetone



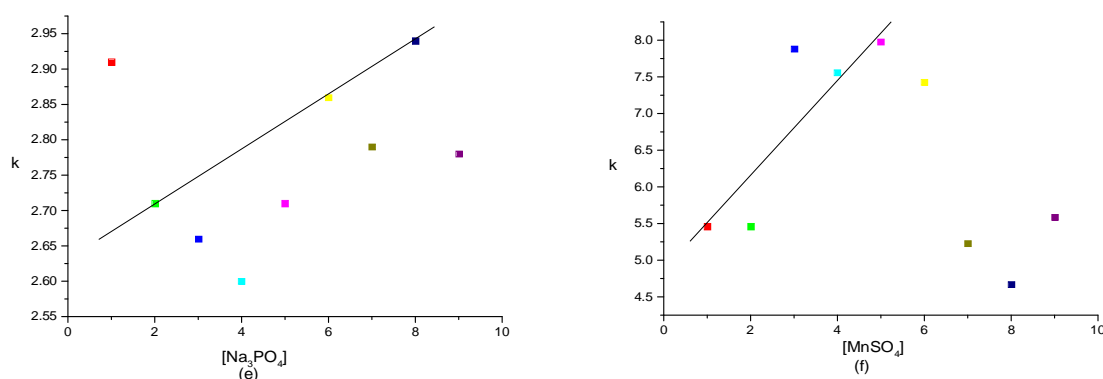


Fig 2: Effect of variation of salt (a) NaCl (b) $CaCl_2$ (c) $AlCl_3$ (d) Na_2SO_4 (e) Na_3PO_4 (f) $MnSO_4$

Conclusion

The Benzocaine has been undergone oxidative degradation under acidic condition by potassium permanganate. The reaction is first order with respect to substrate oxidant and acid. A detail mechanistic study of the oxidation of medicinal drug like BZC in acidic condition with study of oxidant can be done.

Acknowledgment

I am very thankful to Dr. Mazhar Farooqui, Principal, Dr. Rafiq Zakaria College for Women, Aurangabad and Incharge Dean, Science and Technology, Dr. Babasaheb Ambedkar Marathwada University, Aurangabad to provide me research facilities and valuable guidance and co-operation.

References

1. Eduardo Pahor-Filho, Joaber Pereira Junior, Fabiana Pilarski, Elisabeth Criscuolo Urbinati, Levamisole reduces parasitic infection in juvenile pacu *Piaractus mesopotamicus*. *Aquaculture* 470 123-128 (2017).
2. Ligia M. Salvo, Divinomar Severion, Helena C. Silva de Assis, Jose Roberto M.C. da Silva, Photochemical degradation increases polycyclic aromatic hydrocarbon (PAH) toxicity to the grouper *Epinephelus marginatus* as assessed by multiple biomarkers. *Chemosphere*, 144, 540-547 (2016).
3. Catherine J.A. Williams, Aage K.O. Alstrup, Mads, F. Bertelsen, Heidi M. Jensen, Cleo A.C. Leite, Tobias Wang, When local anesthesia becomes universal: Pronounced systemic effects of subcutaneous lidocaine in bullfrogs (*Lithobates catesbeianus*). *Comparative Biochemistry and Physiology, Part A* 209, 41-46 (2017).
4. Catarina I.A. Ferreira, Vania Calisto, Marta Otero, Helena Nadais, Valdemar I. Esteves, Comparative adsorption evaluation of biochars from paper mill sludge with commercial activated carbon for the removal of fish anaesthetics from water in Recirculating Aquaculture System. *Aquacultural Engineering* 74, 76-83 (2016).
5. Evelyn Pawlik, Hellmut Mahler, Benno Hartung, Gerd Plasser, Thomas Daldrup, Drug-related death: Adulterants from cocaine preparations in lung tissue and blood. *Forensic Science International* 249, 294-303 (2015).
6. Thays C. De Carvalho, Flavia Tosato, Lindamara M. Souza, Heloia Santos, Bianca B. Merio, Rafael S. Ortiz, Rayza R.T. Rodrigues, Paulo R. Filgueiras, Hildegardo S. Franca, Rodinei Augusti, Rodinei Augusti, Wanderson Romao, Boniek G. Vas, Thin layer chromatography coupled to paper spray ionization mass spectrometry for cocaine and its adulterants analysis. *Forensic Science International* 262, 56-65 (2016).

7. Chelsea Cash, R.N. BSN, Donald H. Arnold, M.D. M.P.H., Extreme Methemoglobinemia After Topical Benzocaine: Recognition by Pulse Oximetry, *J. Pediatr*, 181-319 (2017).
8. Bhagwansing Dohal, Ravindra Shimpi, Mahadeo11. Hebade, Mazahar Farooqui and Milind Ubade; Kinetics of permanganetic oxidation of 4-amino aceto-phenone in acidic media; *Der Chimica Sinica*; 6(9), 7-13 (2015).
9. Ravindra Shimpi, Rajesh Fadat, Bhagwansing12. Dobhal, D.M. Janrao and Mazahar FARooqui; Oxidaiton of thiamine; Kinetic and mechanistic study by hexacyano ferrate (III) in aqueous alkaline media. *Asian J. of Res. In Chem. & Pharm. Sci.* ISSN (2349-7106).
10. Najwa Abdul Aziz Saeed Awad, Maqdoom Farooqui and Mazahar Farooqui: Kinetic of Permangnetic oxidation of pyridine-4-carboxy aldehyde in acidic media, *Asian J. Res. Chem.* 6(12), 1092-1094, (2013).
11. Najwa Abdul Aziz Saeed Awad, Maqdoom Farooqui and Mazahar Farooqui: Kinetic of permangenetic oxidation of Thiophene-2-aldehyde in acidic media, *int. J. of Chem. Stu.* 1(4), 50-54, (2013).
12. Ravindra Shimpi, Rajesh Fadat, D.M. Janrao and Mazahar Farooqui; A kinetic and mechanistic study on the oxidation of sulphanilamide by hexacyano ferrate (III) in aqueous alkaline medium. *J. Chem. And Pharm. Res.* 6(6), 1011-1019 [Issn -0973-7384] (2014).